



DISEASE EPIDEMIOLOGY PROGRAM

Acute Respiratory Disease Weekly Surveillance Summary

Week Ending 25 September 2021

Ft. Benning

DEFINITIONS:

ARD Rate=(ARD cases/Trainees) *100

Strep Rate=(Strep Cultures (+)/Cultures) *100

Strep-ARD Surveillance Index (SASI)=(ARD Rate*Strep Rate)

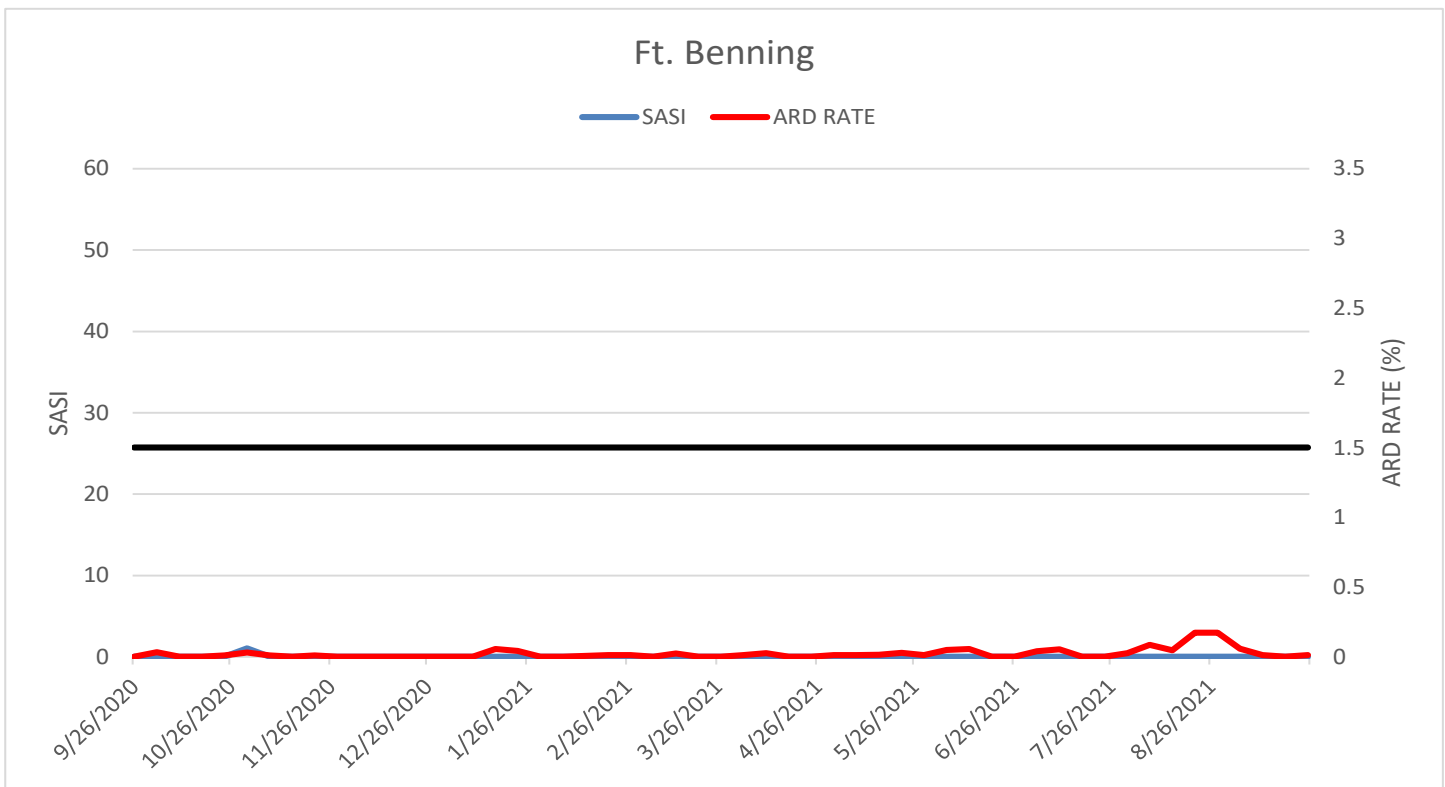
Strep Testing Compliance (STC) =% of ARD cases tested for Strep at each site (those sites highlighted red are at less than 60% compliance)

NOTE: The ARD and strep rates are for febrile cases only. An ARD case is defined as a trainee with an oral temperature of at least 100.5°F, at least one symptom of acute respiratory inflammation, and a limited duty profile signed by the examining medical provider which limits or restricts duty for at least 8 hours.

	ARD Rate	SASI	STC
Benning	0.01 (↑)	0	100%
Jackson	0.00 (↔)	0	—
Leonard Wood	0.00 (↓)	0	--
Sill	NA	NA	NA

↑=Increase ↓=Decrease ↔=No Change
NA=Not Available -- Testing Not Necessary

This is the first published ARD surveillance summary since 10 July 2021. During the hiatus, there were no reported ARD outbreaks.



Data Source: ARD Weekly Report

Threshold: ARD Rate exceeding 1.5% or SASI exceeding 25

Exceedance of either threshold for 2 consecutive weeks is defined as a potential outbreak and prompts investigation at the installation level.

Males			
Unit Strength	ARD Cases	Strep Test Done	Strep Positive
7,929	1	1	0

Females			
Unit Strength	ARD Cases	Strep Test Done	Strep Positive
121	0	0	0

If you have questions, comments or suggestions about this report, please contact us at (410) 417-0243 or [Email Disease Epidemiology](#)

APPROVED FOR PUBLIC RELEASE, DISTRIBUTION UNLIMITED



DISEASE EPIDEMIOLOGY PROGRAM

Acute Respiratory Disease Weekly Surveillance Summary

Week Ending 25 September 2021

Ft. Jackson

DEFINITIONS:

ARD Rate=(ARD cases/Trainees) *100

Strep Rate=(Strep Cultures (+)/Cultures) *100

Strep-ARD Surveillance Index (SASI)=(ARD Rate*Strep Rate)

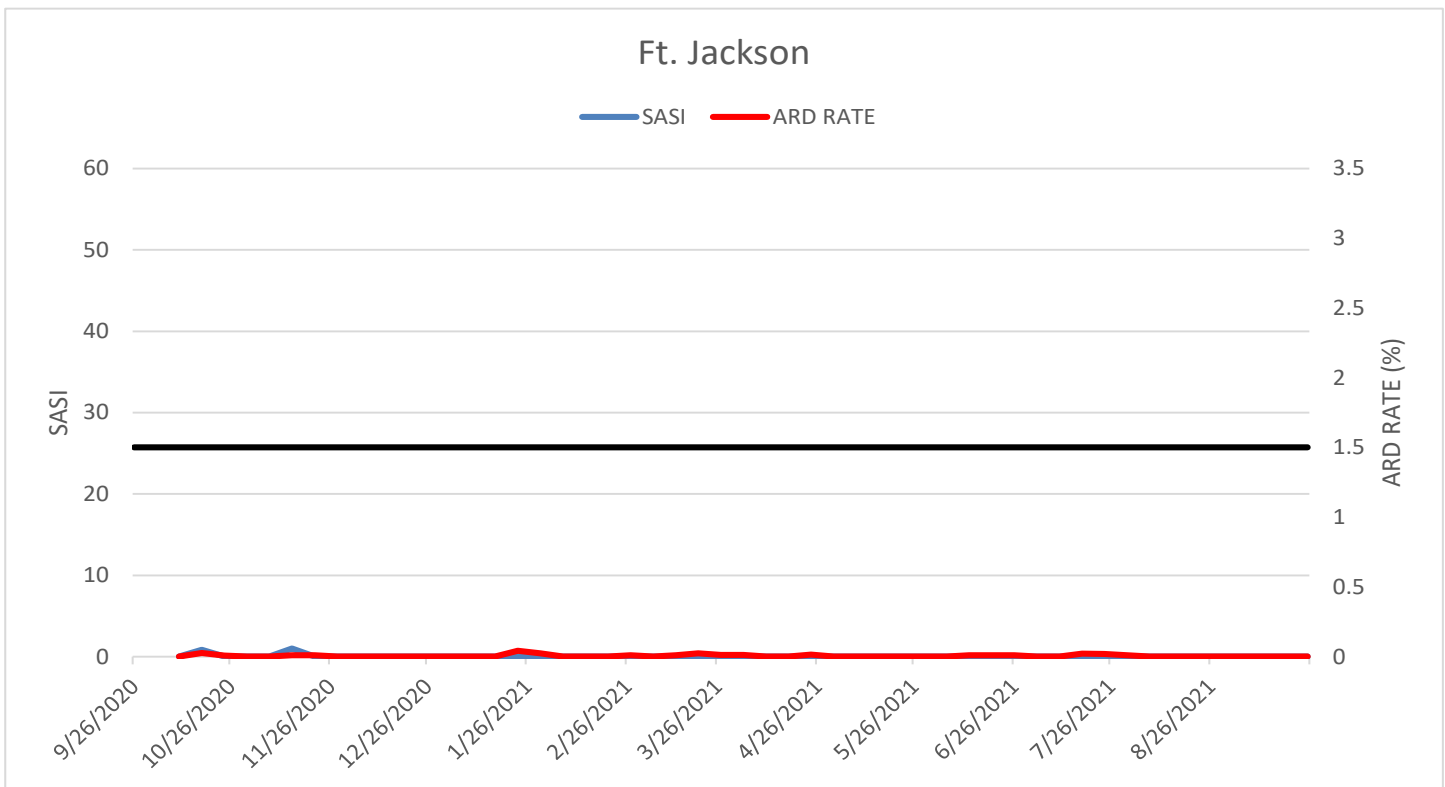
Strep Testing Compliance (STC) =% of ARD cases tested for Strep at each site (those sites highlighted red are at less than 60% compliance)

NOTE: The ARD and strep rates are for febrile cases only. An ARD case is defined as a trainee with an oral temperature of at least 100.5°F, at least one symptom of acute respiratory inflammation, and a limited duty profile signed by the examining medical provider which limits or restricts duty for at least 8 hours.

	ARD Rate	SASI	STC
Benning	0.01 (↑)	0	100%
Jackson	0.00 (↔)	0	—
Leonard Wood	0.00 (↓)	0	--
Sill	NA	NA	NA

↑=Increase ↓=Decrease ↔=No Change
NA=Not Available -- Testing Not Necessary

This is the first published ARD surveillance summary since 10 July 2021. During the hiatus, there were no reported ARD outbreaks.



Data Source: ARD Weekly Report

Threshold: ARD Rate exceeding 1.5% or SASI exceeding 25

Exceedance of either threshold for 2 consecutive weeks is defined as a potential outbreak and prompts investigation at the installation level.

Males			
Unit Strength	ARD Cases	Strep Test Done	Strep Positive
6,995	0	0	0

Females			
Unit Strength	ARD Cases	Strep Test Done	Strep Positive
2,709	0	0	0

If you have questions, comments or suggestions about this report, please contact us at (410) 417-0243 or [Email Disease Epidemiology](#)

APPROVED FOR PUBLIC RELEASE, DISTRIBUTION UNLIMITED



DISEASE EPIDEMIOLOGY PROGRAM

Acute Respiratory Disease Weekly Surveillance Summary

Week Ending 25 September 2021

Ft. Leonard Wood

DEFINITIONS:

ARD Rate=(ARD cases/Trainees) *100

Strep Rate=(Strep Cultures (+)/Cultures) *100

Strep-ARD Surveillance Index (SASI)=(ARD Rate*Strep Rate)

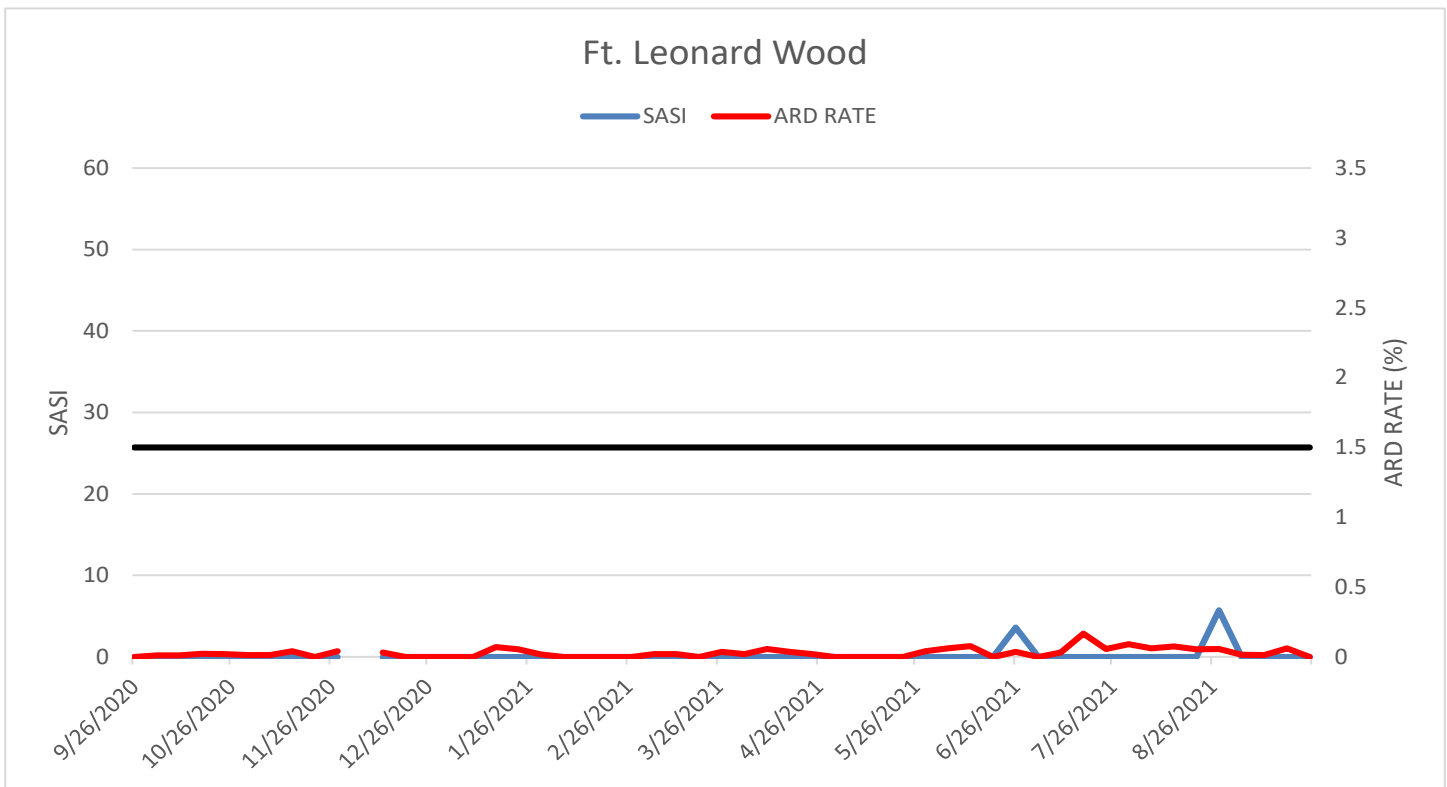
Strep Testing Compliance (STC) =% of ARD cases tested for Strep at each site (those sites highlighted red are at less than 60% compliance)

NOTE: The ARD and strep rates are for febrile cases only. An ARD case is defined as a trainee with an oral temperature of at least 100.5°F, at least one symptom of acute respiratory inflammation, and a limited duty profile signed by the examining medical provider which limits or restricts duty for at least 8 hours.

	ARD Rate	SASI	STC
Benning	0.01 (↑)	0	100%
Jackson	0.00 (↔)	0	—
Leonard Wood	0.00 (↓)	0	--
Sill	NA	NA	NA

↑=Increase ↓=Decrease ↔=No Change
NA=Not Available -- Testing Not Necessary

This is the first published ARD surveillance summary since 10 July 2021. During the hiatus, there were no reported ARD outbreaks.



Data Source: ARD Weekly Report

Threshold: ARD Rate exceeding 1.5% or SASI exceeding 25

Exceedance of either threshold for 2 consecutive weeks is defined as a potential outbreak and prompts investigation at the installation level.

Males			
Unit Strength	ARD Cases	Strep Test Done	Strep Positive
5,045	0	0	0

Females			
Unit Strength	ARD Cases	Strep Test Done	Strep Positive
1,877	0	0	0

If you have questions, comments or suggestions about this report, please contact us at (410) 417-0243 or [Email Disease Epidemiology](#)

APPROVED FOR PUBLIC RELEASE, DISTRIBUTION UNLIMITED



DISEASE EPIDEMIOLOGY PROGRAM

Acute Respiratory Disease Weekly Surveillance Summary

Week Ending 25 September 2021

Ft. Sill

DEFINITIONS:

ARD Rate=(ARD cases/Trainees) *100

Strep Rate=(Strep Cultures (+)/Cultures) *100

Strep-ARD Surveillance Index (SASI)=(ARD Rate*Strep Rate)

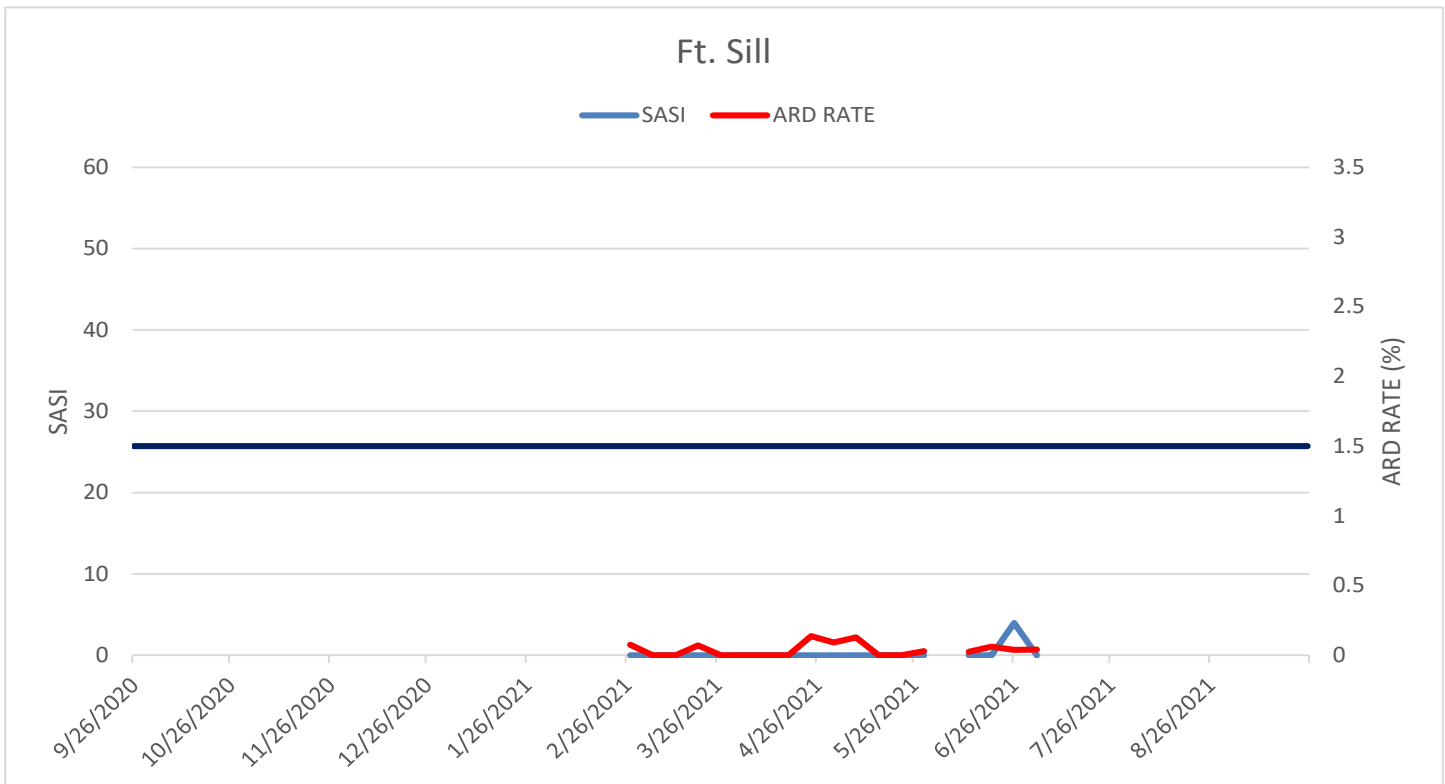
Strep Testing Compliance (STC) =% of ARD cases tested for Strep at each site (those sites highlighted red are at less than 60% compliance)

NOTE: The ARD and strep rates are for febrile cases only. An ARD case is defined as a trainee with an oral temperature of at least 100.5°F, at least one symptom of acute respiratory inflammation, and a limited duty profile signed by the examining medical provider which limits or restricts duty for at least 8 hours.

	ARD Rate	SASI	STC
Benning	0.01 (↑)	0	100%
Jackson	0.00 (↔)	0	—
Leonard Wood	0.00 (↓)	0	--
Sill	NA	NA	NA

↑=Increase ↓=Decrease ↔=No Change
NA=Not Available --- Testing Not Necessary

This is the first published ARD surveillance summary since 10 July 2021. During the hiatus, there were no reported ARD outbreaks.



Data Source: ARD Weekly Report

Threshold: ARD Rate exceeding 1.5% or SASI exceeding 25

Exceedance of either threshold for 2 consecutive weeks is defined as a potential outbreak and prompts investigation at the installation level.

Males			
Unit Strength	ARD Cases	Strep Test Done	Strep Positive
NA	NA	NA	NA

Females			
Unit Strength	ARD Cases	Strep Test Done	Strep Positive
NA	NA	NA	NA

If you have questions, comments or suggestions about this report, please contact us at (410) 417-0243 or [Email Disease Epidemiology](#)

APPROVED FOR PUBLIC RELEASE, DISTRIBUTION UNLIMITED